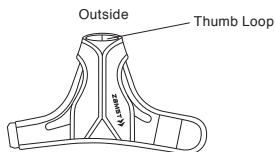


# Thumb Guard Soft

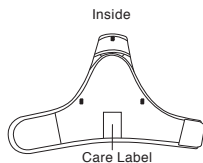
NIPPON SIGMAX CO.,LTD.  
33<sup>rd</sup> Floor Shinjuku Oak Tower  
6-8-1 Nishi-shinjuku, Shinjuku-ku,  
Tokyo 163-6033 JAPAN  
Phone: +81 3 5326 3229

## How to apply - Illustrations

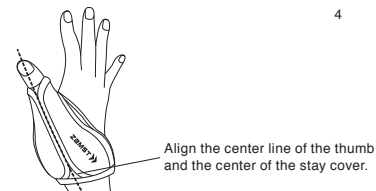
1



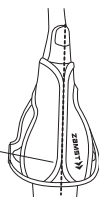
2



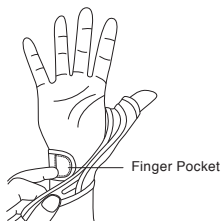
3



4



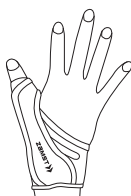
5



6



7



8



## ZAMST Thumb Guard Soft INSTRUCTIONS FOR USE

Thank you for purchasing this product. For safety reasons, be sure to read this user manual before use, and store it away for future reference.

### Usage:

Hand (thumb) support

### Read this first:

This product can be used for the left or right side.

Support may not be provided by this product under certain usage conditions.

This product cannot be used to treat thumb disease, disorder or injury.

Be sure the product size is correct before use. Refer to the size chart.

### When using this product:

Due to the type of material used, wrinkles may appear to be scratches or other damage, but the quality has not been compromised.

Due to the characteristics of materials used in this product, it may change colors in some storage conditions.

When storing this product, do not hang excessive weight on its hook-and-loop fastener or raised fabric.

Doing so may weaken the hook-and-loop fastener capability.

### Precautions for use - Be sure to read this:

Safety precautions are divided into the following sections, according to the level of danger involved.

**WARNING:** Using the product incorrectly may result in serious injury.

**CAUTION:** Using the product incorrectly may result in minor injury, or cause damage to property other than this product.

### WARNING

To prevent abnormalities or worsening of symptoms, those who suffer from the following conditions should refrain from using the product.

- Those predisposed to allergies or with sensitive skin.
- Those who have a fracture, cut, numbness, swelling, eczema, rash, or other abnormality in the area to be worn.

Be sure to follow the rules below and use the product correctly. If not used correctly, it could cause circulatory issues or injury.

- Do not use this product for any parts other than thumb.
- Be sure to use a product of the correct size. Refer to the size chart.
- Do not use while sleeping.
- When wearing the product for a long period of time, readjust as needed. Constant pressure for a long period of time may cause skin or circulatory issues.
- Use up/down, inside/outside correctly.
- Follow the steps for wearing this product to use it correctly.
- Do not fasten the main body of the product too tightly.
- If the product loosens or comes off during use, be sure to refasten it correctly by following steps from the beginning.
- If this product shows wear or damage or the hook-and-loop fastener no longer works well, do not use it.
- Do not attempt to process, modify, or repair this product.

If any of the following abnormalities occur when using this product, immediately stop using the product, and consult with a physician. Continued use may worsen symptoms.

- If it does not fit comfortably, etc.
- If an injury, fracture, cut, pain, numbness, swelling, eczema, rash, etc. occurs in the area the product is worn.

#### **CAUTION**

Hard materials are used for the hook-and-loop fastener. In some rare cases, fingers or skin may be damaged, so please use the product carefully.

Sweat and friction may cause this product's color to fade, or move to other materials.

Make sure the hook-and-loop fastener does not attach to clothing. Doing so may cause it to become frayed or run.

#### **Care and cleaning:**

#### **CAUTION**

Do not wash together with items faded in color. Doing so may cause the color to fade or move to other materials.

When washing together with clothing etc., be sure to use a laundry net. If the hook-and-loop fastener attaches to clothing, it may cause them to become frayed or run.

This product can be washed in a washing machine. After washing, hang it in the shade to dry. When washing this product, attach the hook-and-loop fastener to the main body of the product. Attempting to wash this product without closing the hook-and-loop fastener may weaken its fastening capability.

Do not use an iron or chlorine bleach. However, oxygen bleach can be used.

Do not use a dryer. Doing so may damage the product.

This product cannot be dry cleaned. Wet cleaning can be done, but avoid tumble drying.

#### **How to apply:**

Before attaching this product, carefully read through the [Precautions for use - Be sure to read this]. Then follow the steps provided for proper attachment.

The attachment steps use the right hand for reference. The same principles apply to the left hand as well.

1. Remove all of the hook-and-loop fasteners of the main body of the product, and check over the product's top/bottom, inside/outside (Illustration 1 and 2).  
The side of the product to which the care label is attached is the underside; this is the side that will be in contact with your skin.
2. Put your thumb through the thumb loop and adjust the position, as necessary (Illustration 3).  
Align the center of your thumb with the center line of the stay cover (Illustration 4).
3. Gently pull the hook-and-loop fastener and fasten it to the raised fabric part of the product while inserting your middle finger into the finger pocket of the product (Illustration 5).
4. Make sure the main body of the product(s) are not loose or improperly attached. If anything looks unusual, start over from the beginning to reattach the product.  
When attachment is completed (for right hand)  
[Front diagram (Illustration 6)] [Rear diagram (Illustration 7)] [Side diagram (Illustration 8)]

#### **Materials:**

Fiber: Nylon, Polyester, Elastane

Non-fiber: Chloroprene, Polyurethane

\* Note: When disposing of this product, be sure to follow all disposal ordinances and regulations as specified by the local government.

#### **Disclaimer:**

\* Product specifications, external view, etc. may be changed without prior notice for improvement purposes.

\* All possible measures were taken to ensure product quality, but if a defect, etc. is found, please contact us.